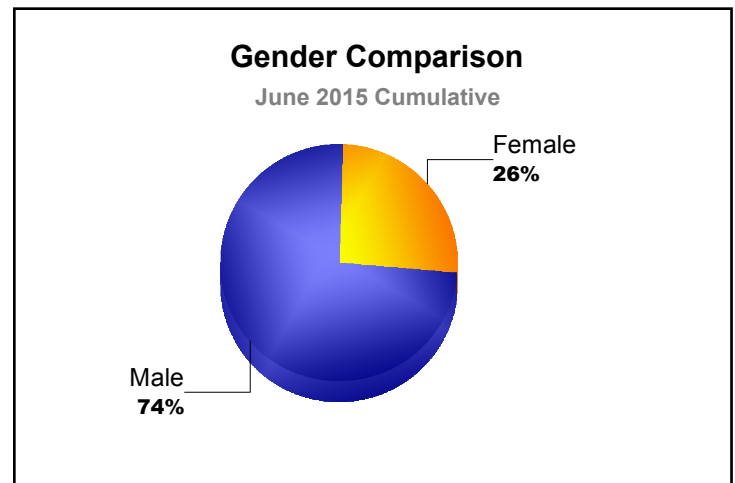
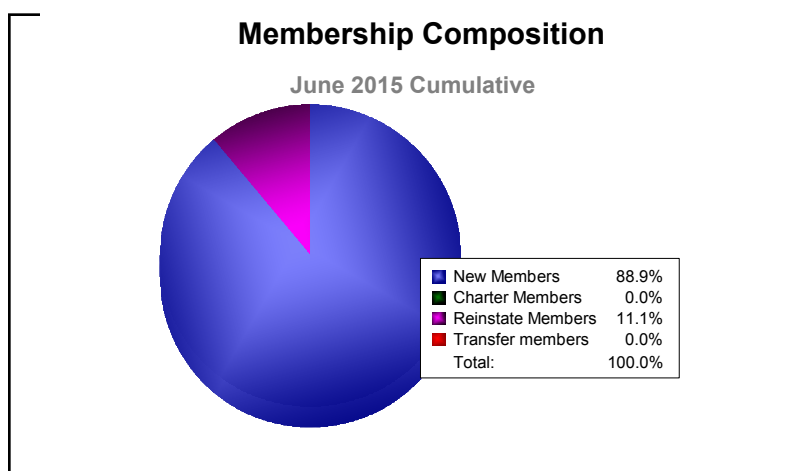
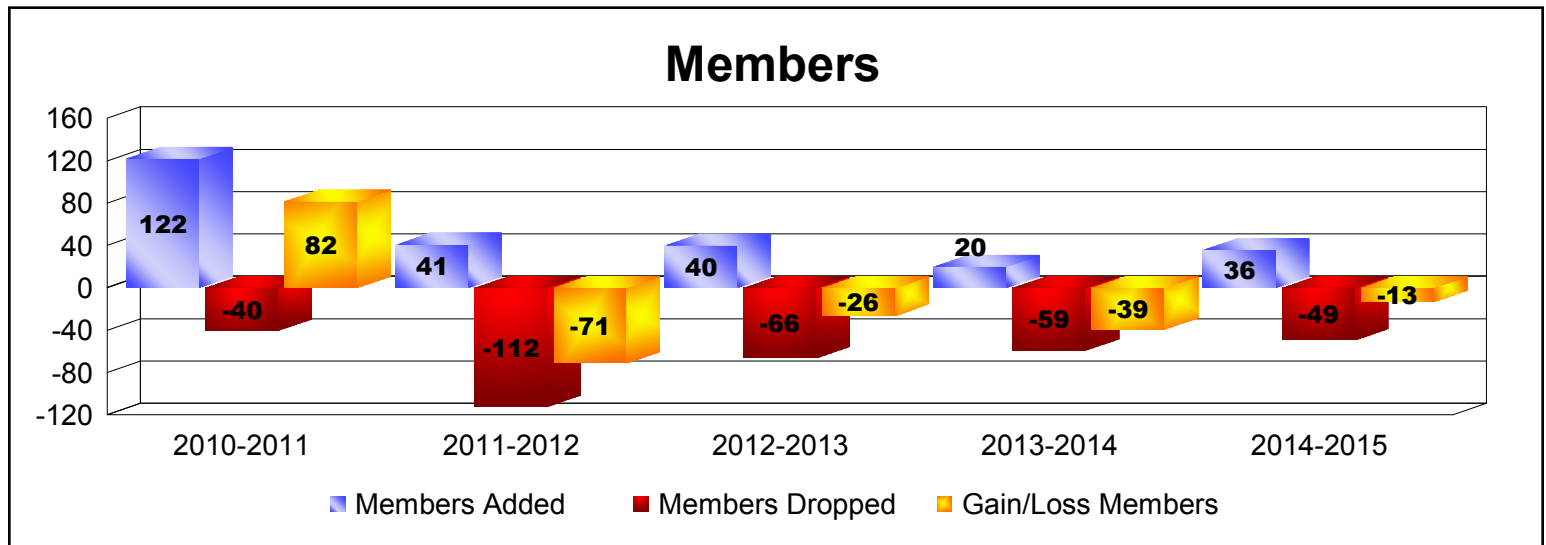
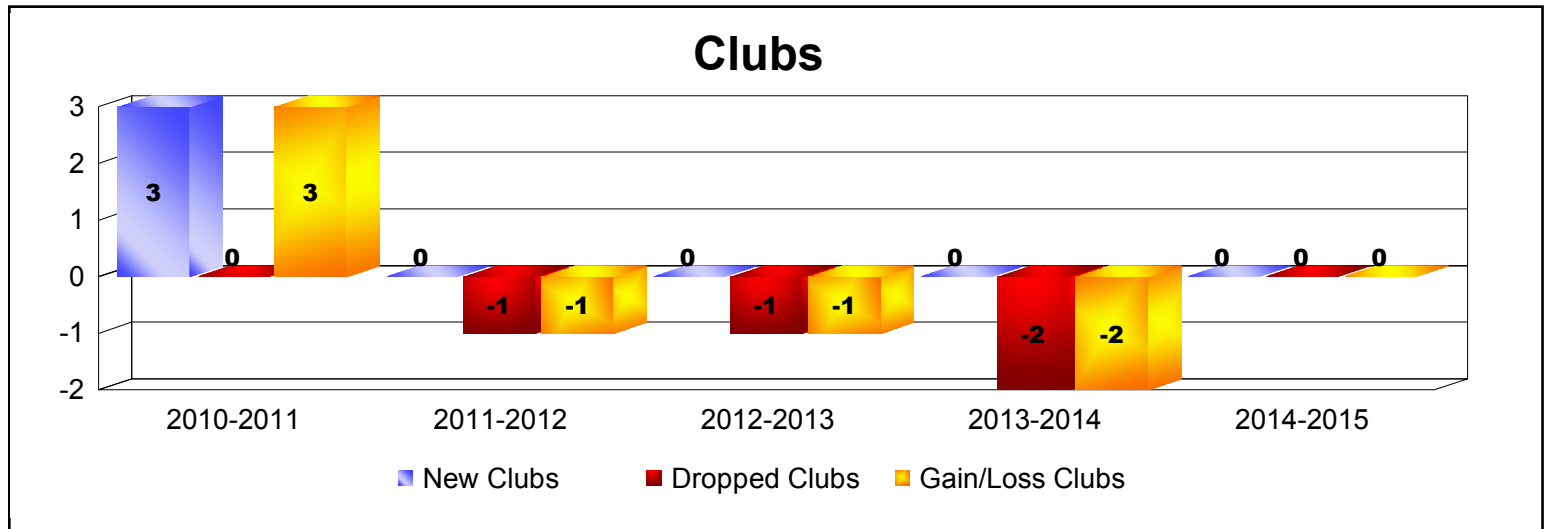


Year	New Clubs	Dropped Clubs	Gain/ Loss Clubs	New Members	Charter Members	Reinstate Members	Transfer Members	Total Member Added	Total Members Dropped	Gain/ Loss Members
2010-2011	3	0	3	56	65	0	1	122	-40	82
2011-2012	0	-1	-1	36	0	0	5	41	-112	-71
2012-2013	0	-1	-1	37	2	0	1	40	-66	-26
2013-2014	0	-2	-2	19	1	0	0	20	-59	-39
2014-2015	0	0	0	32	0	4	0	36	-49	-13
Average	1	-1	0	36	14	1	1	52	-65	-13



Year	New Clubs	Dropped Clubs	Gain/ Loss Clubs	New Members	Charter Members	Reinstate Members	Transfer Members	Total Member Added	Total Members Dropped	Gain/ Loss Members
2010-2011	0	0	0	14	0	18	0	32	-54	-22
2011-2012	0	-1	-1	16	0	0	1	17	-43	-26
2012-2013	0	0	0	12	1	0	1	14	-23	-9
2013-2014	0	0	0	24	0	1	0	25	-32	-7
2014-2015	0	0	0	70	1	0	0	71	-30	41
Average	0	0	0	27	0	4	0	32	-36	-5

